

# Rates & Media

## 2019

Indexed through the National Library  
of Medicine (PubMed/MEDLINE),  
PubMed Central (PMC), and EMBASE

### Co-Editors-in-Chief

Richard R. Furman, MD

Daniel J. George, MD

### Section Editors

Sanjiv S. Agarwala, MD

Robert L. Coleman, MD

Andrew J. Armstrong, MD

Axel Grothey, MD

Craig M. Kessler, MD

Susan O'Brien, MD

Mark J. Ratain, MD

Hope S. Rugo, MD

Mark A. Socinski, MD

**2018  
RATE FREEZE  
FOR 2019**

Millennium Medical Publishing, Inc.

611 Broadway, Suite 310

New York, NY 10012

Phone: 212.995.5552

Fax: 212.995.5572

[hematologyandoncology.net](http://hematologyandoncology.net)



# EDITORIAL ADVISORY BOARD

## Editors-in-Chief

**Richard R. Furman, MD**  
Weill Cornell Medicine  
New York Presbyterian  
Hospital

**Daniel J. George, MD**  
Duke University Medical Center

## Section Editors

**Melanoma in Focus**  
**Sanjiv S. Agarwala, MD**  
Temple University  
School of Medicine

**Ovarian Cancer in Focus**  
**Robert L. Coleman, MD**  
The University of Texas  
MD Anderson Cancer Center

**Prostate Cancer in Focus**  
**Andrew J. Armstrong, MD**  
Duke University Medical Center

**Colorectal Cancer in Focus**  
**Axel Grothey, MD**  
West Cancer Center  
University of Tennessee

**Hematology**  
**Craig M. Kessler, MD**  
Georgetown University  
Medical School  
Lombardi Comprehensive  
Cancer Center

**Hematologic Malignancies**  
**Susan O'Brien, MD**  
University of California, Irvine

**Drug Development**  
**Mark J. Ratain, MD**  
The University of Chicago

**Breast Cancer in Focus**  
**Hope S. Rugo, MD**  
UCSF Helen Diller Family  
Comprehensive Cancer Center

**Lung Cancer in Focus**  
**Mark A. Socinski, MD**  
Florida Hospital

**Founding Editor**  
**Bruce D. Cheson, MD**  
Georgetown University Hospital  
Lombardi Comprehensive  
Cancer Center

## aHUS, TTP

**Jeffrey C. Laurence, MD**  
Weill Cornell Medicine  
New York Presbyterian  
Hospital

## BREAST CANCER

**Howard A. Burris III, MD**  
The Sarah Cannon  
Cancer Center

**William Gradishar, MD**  
Northwestern University

**Kathy D. Miller, MD**  
Indiana University  
School of Medicine

**Ruth O'Regan, MD**  
University of Wisconsin  
Carbone Cancer Center

**Lee Schwartzberg, MD**  
The West Clinic

**George W. Sledge Jr, MD**  
Stanford University

## COLORECTAL CANCER

**Edward Chu, MD**  
University of Pittsburgh

**John L. Marshall, MD**  
Georgetown University

**Mohamed E. Salem, MD**  
Carolinas Medical Center

**Leonard Saltz, MD**  
Memorial Sloan Kettering  
Cancer Center

## ENDOCRINE CANCER

**Alexandria Phan, MD**  
UT Health North Campus Tyler  
MD Anderson Cancer Center

## HEAD AND NECK CANCER

**Marshall R. Posner, MD**  
Mount Sinai Medical Center

## KIDNEY CANCER

**Robert A. Figlin, MD**  
Cedars-Sinai Comprehensive  
Cancer Center

**Brian I. Rini, MD**  
Cleveland Clinic Taussig  
Cancer Institute

## LEUKEMIA

**Jan A. Burger, MD, PhD**  
The University of Texas  
MD Anderson Cancer Center

**Elihu H. Estey, MD**  
Fred Hutchinson Cancer Center

**Elias Jabbour, MD**  
The University of Texas  
MD Anderson Cancer Center

**Hagop M. Kantarjian, MD**  
The University of Texas  
MD Anderson Cancer Center

**Neil E. Kay, MD**  
Mayo Clinic, Rochester

## LUNG CANCER

**Jeffrey Crawford, MD**  
Duke University Medical Center

**David S. Ettinger, MD**  
The Sidney Kimmel  
Comprehensive Cancer Center  
at Johns Hopkins

**Richard J. Gralla, MD**  
Albert Einstein College of Medicine

**Roy S. Herbst, MD, PhD**  
Yale Cancer Center

**David H. Johnson, MD**  
University of Texas  
Southwestern Medical Center

**Corey J. Langer, MD, FACP**  
University of Pennsylvania  
Hematology-Oncology Division

## LYMPHOMA

**George P. Canellos, MD**  
Dana-Farber Cancer Institute  
Harvard Medical School

**Andre Goy, MD**  
Hackensack University  
Medical Center

**Steven M. Horwitz, MD**  
Memorial Sloan Kettering  
Cancer Center

**Brad S. Kahl, MD**  
Washington University  
School of Medicine

**John P. Leonard, MD**  
Weill Cornell Medicine  
New York Presbyterian  
Hospital

**Craig H. Moskowitz, MD**  
University of Miami  
Sylvester Comprehensive Cancer  
Center

## MELANOMA

**John M. Kirkwood, MD**  
University of Pittsburgh  
Cancer Institute

## MULTIPLE MYELOMA

**Kenneth C. Anderson, MD**  
Dana-Farber Cancer  
Institute

**James R. Berenson, MD**  
Institute for Myeloma  
& Bone Cancer Research

**Sundar Jagannath, MD**  
Mount Sinai Medical  
Center

**Paul G. Richardson, MD**  
Harvard Medical School  
Dana-Farber Cancer  
Institute

## MYELOPROLIFERATIVE NEOPLASMS

**Claire Harrison, MD, FRCP**  
Guy's and St Thomas' Hospital

**Srdan Verstovsek, MD, PhD**  
The University of Texas  
MD Anderson Cancer Center

## NEUTROPENIA

**David C. Dale, MD**  
University of Washington

## OVARIAN CANCER

**Maurie Markman, MD**  
Cancer Treatment Centers  
of America

## PANCREATIC CANCER

**Margaret Tempero, MD**  
University of California,  
San Francisco Comprehensive  
Cancer Center

## PEDIATRIC HEM/ONC

**Mitchell S. Cairo, MD**  
New York Medical College

## PROSTATE CANCER

**David B. Agus, MD**  
University of Southern California  
Keck School of Medicine

**Michael A. Carducci, MD**  
The Sidney Kimmel  
Comprehensive Cancer Center  
at Johns Hopkins

## SARCOMAS/GISTS

**George D. Demetri, MD**  
Dana-Farber Cancer Institute  
Harvard Medical School

Clinical Advances in

**HEMATOLOGY & ONCOLOGY**<sup>TM</sup>

A Peer-Reviewed Journal

## CEO and Copublisher

Steven H. Kurlander

## President and Copublisher

Paul H. McDaniel

## Editorial Director

Devon Schuyler

## Contributing Editor

Jacquelyn Matos

## Art Director

Vanessa Ray

## Indexed in PubMed/MEDLINE and EMBASE

ISSN: 1543-0790

## Mission

The mission of *Clinical Advances in Hematology & Oncology* (CAH&O) is to contribute to the advancement of these inter-related fields by providing indispensable editorial content to oncologists, hematologist/oncologists, and pure hematologists. CAH&O fulfills the voiced need of practicing physicians for a practical and readable journal containing the most up-to-date clinical information in malignant and nonmalignant hematologic disorders, as well as solid tumor cancers. CAH&O is also dedicated to being the leader in editorial coverage of targeted therapy.

CAH&O's main editorial departments are:

- Thought leader-driven review articles
- Advances columns featuring engaging interviews with experts on current issues in solid tumor oncology, hematologic malignancies, hematologic disorders, drug development
- Counterpoints: Section addressing clinical controversies in hematology/oncology

## Editorial Direction

A peer-reviewed monthly journal, CAH&O provides editorial content encompassing a wide array of topics relevant and useful to the fields of oncology and hematology, both separately and together. Content is directed by the strong input of experts in the field. CAH&O contains several monthly columns providing cutting edge content on current issues in these fast-moving fields, including:

- In Focus: Breast Cancer, Colorectal Cancer, Lung Cancer, Prostate Cancer, or Melanoma
- Pro/Con: Experts present their views on controversial issues in hematology and oncology
- Clinical Trials Broadcast: Summaries of ongoing, phase III clinical trials in vital therapeutic areas
- Hem/Onc News: Briefs about the latest developments and global meeting coverage
- Clinical Updates: Peer-reviewed updates on landmark therapeutic developments

## Circulation

*Clinical Advances in Hematology & Oncology* circulates to over 24,000 hematology & oncology physicians.

Specialty	Circulation
Colon/Rectal Surgery . . . . .	1,771
Gynecology/Oncology . . . . .	663
Hematology . . . . .	1,407
Hematology/Oncology . . . . .	8,962
Musculo-Skeletal Oncology . . . . .	116
Medical Oncology . . . . .	3,906
Pediatric Hematology/Oncology . . . . .	2,600
Radiation Oncology . . . . .	2,505
Surgical Oncology . . . . .	452
Urology . . . . .	1,706
<b>Total Circulation . . . . .</b>	<b>24,088</b>
<i>(As of March 2019)</i>	



## 2019 Print Advertising Rates

**Effective Date:** January 2019

**Agency Commission:** 15% of gross on space, color, and position if paid within 30 days.

**Earned Rate:** Frequency Discounts are earned on the basis of accumulated ad space placed within a 12-month period. All pages of a parent company and its subsidiaries placed in *Clinical Advances in Hematology & Oncology* are combined to determine the earned rate for the publication.

B&W Page Rates	Full Page	2/3 Page	1/2 Page	1/3 Page	1/4 Page
1x	\$4,265	\$3,635	\$2,875	\$2,255	\$1,665
6x	\$4,215	\$3,575	\$2,815	\$2,190	\$1,595
12x	\$4,140	\$3,505	\$2,755	\$2,135	\$1,545
24x	\$4,065	\$3,445	\$2,705	\$2,070	\$1,470
36x	\$4,005	\$3,355	\$2,630	\$2,010	\$1,410
48x	\$3,950	\$3,320	\$2,575	\$1,950	\$1,345
60x	\$3,915	\$3,285	\$2,535	\$1,910	\$1,315
72x	\$3,880	\$3,255	\$2,505	\$1,875	\$1,290
84x	\$3,850	\$3,230	\$2,475	\$1,845	\$1,255
96x	\$3,815	\$3,200	\$2,450	\$1,785	\$1,225
108x	\$3,790	\$3,165	\$2,415	\$1,755	\$1,200
120x	\$3,755	\$3,125	\$2,380	\$1,730	\$1,160

Color Rates *	6-Color	5-Color	4-Color	3-Color	2-Color	Matched PMS	Metallic
	\$2,860	\$2,550	\$2,075	\$1,975	\$935	\$990	\$1,300

\* In addition to earned B/W rates; apply to each full or fractional page. No bleed charge.

<b>Inserts</b>	2-page (2x b/w page rate), 4-page (4x b/w page rate), 6-page (6x b/w page rate), 8-page (8x b/w page rate) plus \$800 net insert charge.
<b>BRC's</b>	\$1,665
<b>Cover Tips (supplied)</b>	\$22,500 net (Price based on single-leaf, 2-sided tips supplied by advertiser to our printer.)

Covers and Premium Rates	Position	B/W Rate Plus
	Cover 4 (2-page minimum)	50%
	Cover 2 (2-page minimum)	25%
	Page opposite 1st Table Contents	20%
	Page opposite 2nd Table of Contents	15%
	Page opposite first editorial page	15%

**Continuity Discount Program:** Advertise your product in all 12 issues in 2019, and receive a 5% discount on each insertion as placed. Advertise your product in 9 issues in 2019, and receive a 3% discount on each insertion as placed.

## Cover Tips

The cost to run a supplied Cover Tip, standard size 2-page (single leaf, front and back), to the full circulation of *CAH&O* is \$22,500 net. Please see the next page for production specifications. *CAH&O* can accommodate variations in size and dimension and will be quoted on an individual basis from provided samples.

**Bonus Distribution:** The most recent issues of *Clinical Advances in Hematology & Oncology* will be made available to all attendees at the following major oncology meetings:

- American Society of Clinical Oncology (May Issue)
- Chemotherapy Foundation Symposium (October Issue)
- American Society of Hematology (November Issue)
- San Antonio Breast Cancer Symposium (December Issue)

## 2019 Closing Dates

**Issuance:** Monthly.

**Commitment of Space:** 1st of the preceding month (ie, January 1st for the February issue).

**Material Due Date:** 15th of the preceding month (ie, January 15th for the February issue).

**Insert Due Date:** 20th of the preceding month (ie, January 20th for the February issue).

## Ad Sizing (run-a-book ads)

Ad Unit	Trim Size	Bleed	Live Area
<b>2-Page Spread</b>	16 1/4 " (width) x 10 7/8" (height)	16 1/2" x 11 1/8" (Bleed should extend 1/8" beyond trim size on all sides)	Maintain 1/4" safety zone for live content inside trim. Allow an extra 1/8" safety for gutter allowance.
<b>Full Page</b>	8 1/8 " (width) x 10 7/8" (height)	8 3/8" x 11 1/8" (Bleed should extend 1/8" beyond trim size on all sides)	Maintain 1/4" safety zone for live content inside trim. Allow an extra 1/8" safety for gutter allowance.
<b>Half Page Horizontal</b>	8 1/8" (width) x 5.0" (height)	Ad can bleed on top and sides only. (Extend bleed out 1/8" beyond trim size)	Maintain 1/4" safety zone for live content inside trim
<b>Half Page Vertical</b>	4.0" (width) x 10 7/8" (height)	Ad can bleed on top, bottom, and either into gutter or outer edge. (Extend bleed out 1/8" beyond trim size)	Maintain 1/4" safety zone for live content inside trim. Also, if bleeding into gutter, allow an extra 1/4 inch for binding.
<b>Quarter Page</b>	4.0" (width) x 5.0" (height)	Ad can bleed on top and gutter or outer edge. (Extend bleed out 1/8" beyond trim size)	Maintain 1/4" safety zone for live content inside trim. Also, if bleeding into gutter, allow an extra 1/4 inch for binding.

## Paper Stock

Paper Stock	Body Pages: 45# coated. Covers: 80# coated.
-------------	---

## Specifications for Electronic Files

Disks	Macintosh-formatted CD.
File Format	<b>Press ready, high res PDF only.</b> (All files and fonts must be embedded; do not save PDF with unlinked OPI data)
	PDF needs to include crop marks and bleed. Make sure PDF is not set to crop document to frame edges.

## Images/Color/Resolution

4 Color Scans	Resolution should be 2× the screen ruling (and at least 300 dpi). Color should be CMYK.
Proofs	Please provide one set of progressive/chromalin proofs for all color pages. Provide a laser print of all black and white pages. All printouts should indicate trims, bleeds, folds, color breaks, etc.  Disks and proofs should be mailed to the publisher. Label disks with file and company name. Provide graphics contact information.

## Specifications for Printed Inserts **Insert quantity** (includes spoilage allowance): 32,000.

Sizes	2-, 4-, 6-, or 8-page folded supplied inserts. Maximum 8 3/8" and specification.
Insert Trimming	- The final trim size needs to be 8 3/8" x 11 1/8" - Inserts jog to foot. This means that our printer will trim an additional 1/8" from the top. Keep this in mind in your design. - Live area: The type should be at least 3/8" from gutter grind, 3/8" from head and 1/4" from face and 1/4" from the foot.
Shipping	Preprinted inserts should be shipped <b>directly to the printer</b> at the address below. Please note the journal name and issue date on your shipment.  For contracts or insertion orders, please contact the publisher.

## Cover Tip Specifications:

Trim Size: 7.75" (width) x 4.0" (height). Extend bleed out 1/8" beyond trim. Paper weight: Use 70 lb. or 80 lb.

### Publisher

Steve Kurlander or Paul McDaniel  
Millennium Medical Publishing, Inc.  
611 Broadway, Suite 310  
New York, NY 10012  
Tel: 212-995-2211; Fax: 212-995-5572  
e-mail: shk@clinicaladvances.com  
phm@clinicaladvances.com

### Printer

LSC Communications  
13487 South Preston Highway  
Lebanon Junction, KY 40150  
Attn: Kevin Baugh, H&O, Issue Date

\*Please indicate counts on the packing slip and on each of the cartons

Please send a sample of all shipped inserts to the publisher at the address provided at left.

# Website Banner Ads

## 2018 Average Stats\*

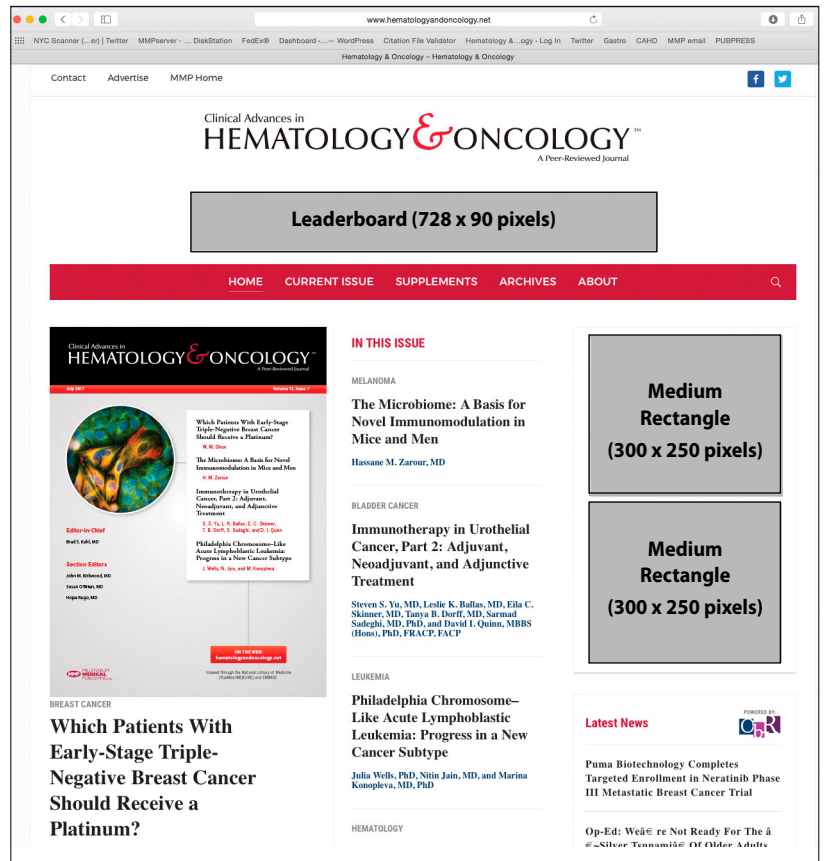
- Average visit duration = 1 minute, 19 seconds
- Average monthly unique visitors = 19,892
- Average monthly visits = 28,043
- Average monthly page views = 36,369
- Average monthly impressions = 64,600
- 16,150 per 25% share of voice (SOV)
- CTR = 0.12%

\*Based on average stats July-Dec 2018, Google Analytics, WordPress, US only

Hematologyandoncology.net is the online home of the monthly journal, *CAH&O—Clinical Advances in Hematology & Oncology*. Access to the Web site is free for recipients of the print edition of *CAH&O*. Hematologyandoncology.net complements the journal's goal to improve the quality of cancer care by addressing oncology practice for all disease stages and presentations.

## Ad Sizes Available

- Leaderboard (728 × 90)
- Medium Rectangle (300 × 250)





# Clinical Advances in Hematology & Oncology e-TOCs

## e-TOC Average Stats

Average open rate of *CAH&O* e-TOC

- Total distribution: nearly 16,000 hematology and oncology clinicians and professionals
- Average open rate: 13.8%
- Click-to-open rate: 12.4%
- Delivery Rate: 99.96%

## Two E-mails for Every Issue of *CAH&O*

e-TOC 1 – “Coming This Month” – delivered two weeks before the printed issue mails

- e-TOC links to [hematologyandoncology.net](http://hematologyandoncology.net)
- Contents of current issue
- Highlights of past issues

e-TOC 2 – “In This Issue” – delivered days before the issue reaches the mailbox

- e-TOC links to [hematologyandoncology.net](http://hematologyandoncology.net)
- Contents of current issue
- Highlights of future issues

## Distribution

Primary Specialty	E-Mail Distribution
Gynecological Oncology (GO)	582
Hematology/Oncology (HO)	8,532
Medical Oncology (ON)	3,881
Musculoskeletal Oncology (OMO)	113
Pediatric Hematology/Oncology (PHO)	2,399
Surgical Oncology (SO)	434
<b>Grand Total</b>	<b>15,941</b>

Leaderboard (728 x 90)

Clinical Advances in

## HEMATOLOGY & ONCOLOGY™

A Peer-Reviewed Journal

Website | Archives | Supplements | Videos | MMP Home
July 2015

**Coming in the July Issue of *CAH&O***

**The Effect of Cancer Treatment on Cognitive Function**  
Asmita Kulkarni, MD, and Jamie S. Myers, PhD, RN, AOCNS

**Immunotherapy or Molecularly Targeted Therapy: What Is the Best Initial Treatment for Stage IV BRAF-Mutant Melanoma?**  
Geoffrey T. Gloney, MD, and Michael B. Atkins, MD

---

**July Columns**

**Second-Generation ALK Inhibitors**  
Hiroyuki Mano, MD, PhD

**The Potential Threat to Blood Transfusion Safety of Emerging Infectious Disease Agents**  
Susan L. Stramer, PhD

**Managing Primary Central Nervous System Lymphoma**  
Tatya Balachlor, MD, MPH

**Stool DNA Testing: A New, Noninvasive Option for Colorectal Cancer Screening**  
David A. Ahlquist, MD

**Highlights in Breast Cancer From the 2015 American Society of Clinical Oncology Annual Meeting**  
Commentary by Edith A. Perez, MD

---

**Supplements to *CAH&O***

**Novel Management Options for Adult Patients With Progressive Acute Lymphoblastic Leukemia: A Case-Study Compendium**

**Emerging Data on Multianalyte Algorithm Assays in Breast Cancer: A Clinical Review**

**New and Emerging Treatment Options for Gastroenteropancreatic Neuroendocrine Tumors**

**New and Emerging Therapeutic Options for Thyroid Carcinoma**

**New and Emerging Therapeutic Options for the Management of Chemotherapy-Induced Nausea and Vomiting**

**Managing Risk in Hodgkin Lymphoma**

**In This Issue**

Cognitive Dysfunction  
 Melanoma  
 ALK Inhibitors  
 Blood Transfusion  
 CNS Lymphoma  
 Colorectal Cancer  
 Breast Cancer  
 Immunotherapy

Wide skyscraper  
(160 x 600)

Medium rectangle  
(300 x 250)

**Highlights From Past Issues**

[Renal Cell Carcinoma in Patients With a Personal or Family History of Hematologic Malignancies](#)

[Immunology and Breast Cancer: Toward a New Way of Understanding Breast Cancer and Developing Novel Therapeutic Strategies](#)

[Non-Clear Cell Renal Cell Carcinoma, Part 2: Therapy](#)

[MET as a Drug Target](#)

[New Therapies for Polycythemia Vera](#)


[Imaging Techniques for Hepatocellular Carcinoma](#)

[The Future of Kidney Cancer Treatment](#)

[Intermittent Dosing in Melanoma](#)

[Hem/Onc News](#)

**Video of the Week**



TAS-102 vs placebo in patients 65 years with mCRC: An age-based analysis of the RECURSE trial

ASCO 2015 - Eric Van Cutsem, MD, PhD, discusses TAS-102 vs placebo in patients over 65 years with metastatic colorectal cancer - an age-based analysis of the RECURSE trial

Phase III RECURSE Trial  
 Abstract #3595 - TAS-102 vs placebo - an age-based analysis of the RECURSE trial  
 Abstract #3564 - TAS-102 vs placebo - Geographic Subgroups

Leaderboard (728 x 90)

Millennium Medical Publishing, Inc. | [info@clinicaladvances.com](mailto:info@clinicaladvances.com) | [www.hematologyandoncology.net](http://www.hematologyandoncology.net)  
 911 Broadway #310  
 New York, NY 10012

If you no longer wish to receive notifications regarding the most current issue of Clinical Advances in Hematology & Oncology, please click here to unsubscribe. Replies to this message are not monitored or answered.

Copyright © 2015. All Rights Reserved

Millennium Medical Publishing, Inc. | 611 Broadway #310 | New York, NY 10012


Stay Connected

Facebook | Twitter

Forward To A Friend

Clinical Considerations in Patients With Myelofibrosis

Watch Now ▶



NICHOLAS J. SARRIS, MD, PhD

ClinTopics®  
First Published 2014

8



## Online Advertising Rates & Closing Dates

### CAH&O e-TOC Sponsorship

- Single sponsor = \$6,500 net
- Partial sponsor = \$4,500 net

### Hematologyandoncology.net Advertising Rates

Limited sponsorship program, offered to just four annual sponsors at \$80,000 net per year. Each sponsor will receive approximately 200,000 total yearly impressions.

### Digital Cancellations

In accordance with the AAAA/IAB Standard Terms and Conditions for Internet Advertising Version 3.0) found at [http://www.iab.net/media/file/IAB\\_4Astdcs-FINAL.pdf](http://www.iab.net/media/file/IAB_4Astdcs-FINAL.pdf), Advertiser may cancel the I/O as follows:

#### For Flat-Fee or Fixed Placements:

- With minimum of 30 days prior written notice: no penalty
- With less than 30 days prior written notice: Advertiser is responsible for any contracted media to be served within 30 days

Send all digital material to Paul McDaniel at [phm@clinicaladvances.com](mailto:phm@clinicaladvances.com)

### CAH&O e-TOC Closing Dates\*

Email Date	Insertion Order Due	Ad Material Due
1/8/2019	12/21/2018	1/5/2019
1/22/2019	1/8/2019	1/15/2019
2/5/2019	1/22/2019	1/27/2019
2/19/2019	2/5/2019	2/10/2019
3/5/2019	2/19/2019	2/24/2019
3/19/2019	3/5/2019	3/12/2019
4/9/2019	3/26/2019	4/2/2019
4/23/2019	4/9/2019	4/16/2019
5/7/2019	4/23/2019	4/30/2019
5/21/2019	5/7/2019	5/14/2019
6/4/2019	5/21/2019	5/28/2019
6/18/2019	6/4/2019	6/11/2019
7/9/2019	6/25/2019	7/2/2019
7/23/2019	7/9/2019	7/16/2019
8/6/2019	7/23/2019	7/30/2019
8/20/2019	8/6/2019	8/13/2019
9/10/2019	8/27/2019	9/4/2019
9/24/2019	9/10/2019	9/17/2019
10/9/2019	9/24/2019	10/2/2019
10/23/2019	10/8/2019	10/15/2019
11/5/2019	10/22/2019	10/29/2019
11/19/2019	11/15/2019	11/12/2019
12/3/2019	11/19/2019	11/26/2019
12/21/2019	12/10/2019	12/10/2019

\*Dates are subject to change.

## Digital Specifications

Specification	Website	e-TOC
Accepted ad sizes	Leaderboard (728 x 90)	Leaderboard (728 x 90)
	Medium rectangle (300 x 250)	Medium rectangle (300 x 250)
		Wide Skyscraper (160 x 600)
Ad expansion available	Yes	N/A
Ad expansion sizes	Leaderboard (728 x 90)	N/A
	Wide skyscraper (160 x 600)	N/A
Ad expansion notes	Ad must require user initiation before expansion. Expanded ad must include clearly visible close controls.	N/A
Ad formats	JPG, GIF, SWF, FLV files, HTML, rich media, Javascript, third-party served ads	JPG, GIF, animated GIF, third-party served ads
Maximum file size	40K	40K
Rich media file size	60K	N/A
Animation time	3 frames & 30 seconds, 3 loops	3 frames & 30 seconds, 3 loops*
Border	All ads with white or partially white background must use a 1-pixel black border	All ads with white or partially white background must use a 1-pixel black border
Third-party click and pixel tracking available?	Yes	Yes
Alternate text required	Yes	Yes
URL	Provide URL for any links	Provide URL for any links

For times when the user's browser does not support creative functionality (i.e. FlashTM, HTML5), provide a standard image file.

\*Outlook 2007 does not support animated GIFs and displays only a static image of the GIF. Please ensure that the first frame of the animated GIF makes sense as a static image.

## Contact

**Advertising:** Paul McDaniel  
 phm@clinicaladvances.com  
 Direct (212) 995-5552 • Cell (917) 656-7994

**Production:** Vanessa Ray  
 design@clinicaladvances.com • (212) 995-5568

**Send all insertion orders to:**  
 phm@clinicaladvances.com

Clinical Advances in  
**HEMATOLOGY & ONCOLOGY**<sup>™</sup>  
A Peer-Reviewed Journal

Millennium Medical Publishing, Inc.  
 611 Broadway, Suite 310, New York, NY 10012  
 Tel: 212-995-5522  
 Fax: 212-995-5572  
 hematologyandoncology.net